


Housingless Mills Stands

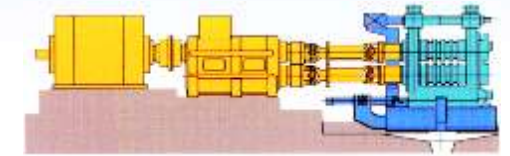
Project Engineering • Supply • Services



Housingless Mills Stands

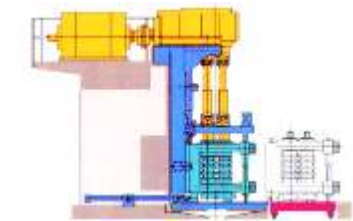
Stand-mounting variants: Horizontal mill stands

- Multigroove rolls
- Grooves changed by shifting the stand
- Stands changed by shop crane



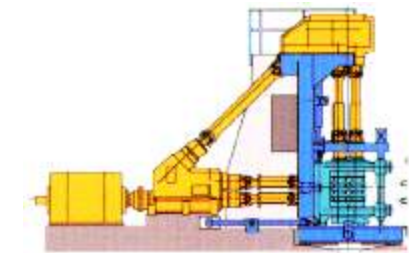
Stand-mounting variants: Vertical mill stands

- Top-driven rolls
- Multigrooves rolls
- Stands changed on stand changing rig
- Use of concrete supports



Stand-mounting variants: Horizontal/Vertical mill stands

- Multigroove rolls
- Grooves changed by shifting the stand
- Stands changed on stand changing rig
- Use of concrete supports



Size			280	340	390	440	490	540	600	670	760
Roll centre Distance	max.	mm	380	435	480	545	600	660	735	860	950
	min.	mm	230	295	335	365	420	460	510	565	660
Admissible load On the roll neck		kN	400	800	1050	1300	1600	2000	2300	3000	4500
Axial roll adjustment		mm	±2.5	±2.5	±3	±3	±3.5 none	±3.5 none	±3.5 none	±3.5 none	±3.5 none
Rolling torque	max.	kNm	28	50	100	140	200	280	380	520	1000
Universal Spindle torque	max.	kNm	20	35	70	95	140	190	250	350	670
Roll body Length		mm	400	500	630	710	800	800	900	1000	1120
		mm		630	710	800	900	900	1000	1120	1250
		mm			800	900	1000	1000	1120	1250	1400
Roll dia.	nomin.	mm	280	350	390	440	490	540	600	670	770
	min.	mm	230	295	335	365	420	460	510	565	660
Speed	max.	1/min.	2500	1600	1100	800	450	300	180	100	50
Rigidity	radial	kN/mm	2200	3400	4000	4700	5600	6200	6700	7800	9000
	axial	kN/mm	600	950	1450	2000	2300	2600	4200	5300	6000